



3D SELF PORTRAIT PROJECT

JO-ANNIE REYES

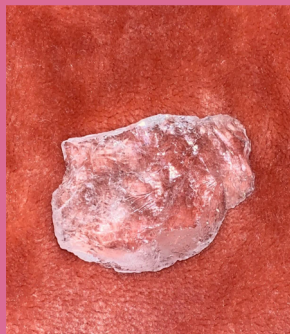
PD: 4

ARTIST STATEMENT

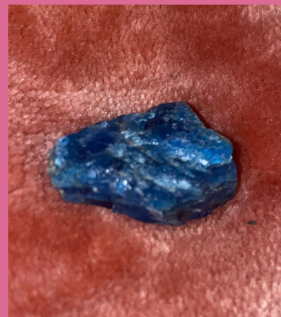
My concept that I thought about is creating a 3d abstract that's shaped like a crystal with different levels. I've always been interested in crystals and birthstones, loved how the way light reflects on them. And how geomantic or organic the shape was, however not all crystals are the same. Some are bigger than others or have more texture. What I'll be using is the jewelry wires that my mom has, she used to make jewelry with beads and mini gemstone. Ever since I was little she's always been creative, I think that's where I get my creative side. The jewelry wires that I'll use will be long enough to make the abstract pretty big.

I've been inspired by seeing in freshman year there was this class that was working with thin flexible wires, they made little 3d abstracts. There can be other materials I can use like wooden sticks, foam paper, and cardboard. Still don't know how the shape my crystal will be, however there are some art principles that can be seen once it's finished. Like datum, symmetry, unity, proportion, and transformation.



Documented Photos For My Autobiography PG1



Documented Photos For My Autobiography PG2



ABSTRACT SKETCHES



Inspiration

My inspiration for my artwork is Martin Blank his one of North America's premiere of figurative glass sculptors with a style quintessentially his own. Creating vibrant repetitive structures inherent in nature. They repeat in diverse forms like flowing to creating a passage, a line, a twist and an look that is continually impacted by its surroundings.

Crystal Reveal lets us see Martin representation of a tree, beautifully sculpted with vibrant inner layers and transparent glass curving around a metal spine. And the *Crystal Veil* shows an organic form of nature with warm colors on the glass. Martin Blank always try reconnect nature in viewers eyes with the natural world in contrasting urban environments.



*Martin Blank
Crystal Veil
Hot-sculpted glass*




*Martin Blank
Crystal Reveal
hot-sculpted glass and
steel*

Steps on the Making of the Abstract

PT:1

I selected the third sketch because I wanted to make a organic shaped abstract. And I loved how elegant it looks and clean. I'm using rose gold jewellery wires to make my abstract, i'm also using my mom's old jewelry tools to shape up the abstract.





Steps on the Making of the Abstract

PT:2



Final Product



Updated Artist Statement

My concept for this project was to make a 3D abstract sculpture shaped as a crystal and have organic, geometric shapes too. The reason why I choose to do this is because I've always been interested in crystals and birthstones, and loved the way light reflects on them. What I used are jewelry wires that my mom has, she used to make jewelry with beads and mini gemstone. Ever since I was little she's always been creative, I think that's where I get my creative side. It took me six weeks and 168 hours to build the abstract sculpture. I was inspired by the artist Martin Blank, known for fugitive glass sculptures. Nature and movement really manipulate lots of his work because he always tries to connect viewers' eyes with nature. My abstract shows movement, unity, and balance because on the front and back the wires are connected but have movement of their own. The only thing I would change is to make the sculpture bigger and to fill in the holes in each area to make the abstract more representable. Things that I learned while building and creating the sculpture is how creative and inspired you can be by just making something your own with no rules to hold you back. It shows how art has no rules or boundaries and it's shown in many different ways.