



Midterm 3D Grid Abstract Self Portrait




Sophia Nikelberg Period 3 Architecture
Ms. Vachicouras



Artist Mission Statement: Project Ideas and Process

For my project I wanted to make a 3D installation with hand drawn images of my life and how I represent myself as well as how I want to represent myself. I will mainly use inspiration from important places in my life as well as places I've traveled to before. Upstate New York is a huge portion of what is going to be depicted on the model. The process will be brainstorming images to add on to the model, cutting out 3 1/2" squares, painting them white using acrylic paint and gluing them together to create boxes, then stacking those boxes to create a pyramid type shape. Every side will have a different drawing or image of my life depicted on it.


Self Portrait Images



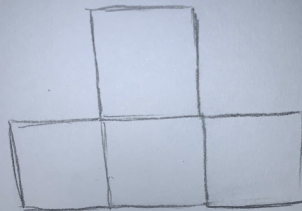





Vignettes



TOP VIEW OF MODEL




SIDE VIEW OF MODEL



3D SKETCH OF MODEL

During the Process



These images were closer to the end of the process of making this model. The first two images are missing a box which was later added on in the last picture.

Final Product



Sophia Nickelberg





Sophia Nickelberg

Artist Statement

During the creation of my 3 Dimensional Abstract Project, I feel I successfully achieved what I was aiming to accomplish in the model. The cubes have been inspired by Sol LeWitt's artwork, both the cubes and the autobiography of his photography documented in a grid. Originally I didn't expect to be adding a black border around each box but I thought it would be a nice addition. The drawing which depicts nature were inspired by a summer house my family has in Upstate New York. You can see animals, flowers and the Catskill Mountains as well as aspects of my city life. Everything drawn on the model represents me and make me who I am, whether it's the places I have been to or concepts and ideas that I like.