

# 3D Grid Abstract Self Portrait

## My City



Janepsy M Duran  
High School of Art and Design  
Grade 11  
Architecture


# Artist Mission Statement

The model that I had created and designed based on an Imaginary cityscape that I had designed my freshman year for my design foundation class. The 3D cityscape has a three tier layer like a wedding cake that has a base grid of 18 x18, this miniature city has pictures of my life from babyhood, young childhood and my teenage years. There will be street names of the places where I spent most of my time growing up. The subject matter is to integrate the ordering principles of architecture with creating a self portrait by using a grid system in 3D. The ordering principles that I had chosen to work with were hierarchy, axis, symmetry and repetition ( Be clear explain why did you use these to represent you , the goal that I was intending to use as my ordering principle to be Hierarchy with ages grouped together in one tier.

The media that I had used are cardboard, cardstock paper, hot glue, printed picture, washi tape, and metallic markers. A technique that I had used was I had cut the outline of a figure and glue them on the cardboard that is covered in paper that is structured together in a building shape. The thing that had inspired me to create my 3D self portrait was the one and only architecture piece that I had worked on my Freshman year of high school which was to create an imaginary cityscape. My self portrait will express who I am with words, sentences and pictures of myself, friends and family, the pictures also express my social life. The words that would be written on the buildings will be representing the kind of person and student that I am and the sentences would be a story or a poem about my life and wanting other people to view my life in a different perspective and lense.

The emotions that I was trying to convey in my 3D model through the colors for example the color white represents mourning and I have been mourning an amazing person till this day. I have been mourning my grandmother's death ever since I was five years old. I may not have very much memory of her but she was very loved in my family and I miss her very much. The color yellow represents wishing to have a positive future and that is what I am wishing for myself and my family. By positive, I mean by having a very good and successful career as an architect. Red Represents strength. When I got to high school I gathered a lot of strength to work hard and get good grades just so that I can get into a good college to study architecture. The purple represents ambition, creativity and devotion and I have been told that I am ambitious and devoted to my studies and that I am creative when it comes to design.

# 30 Image of My Personal Things:





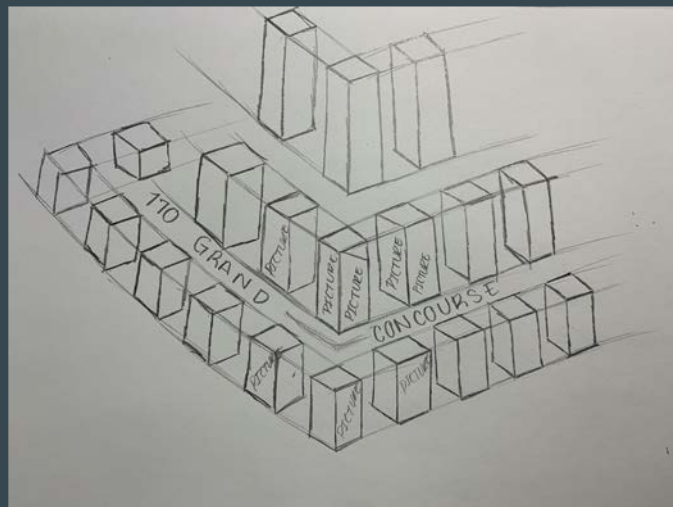
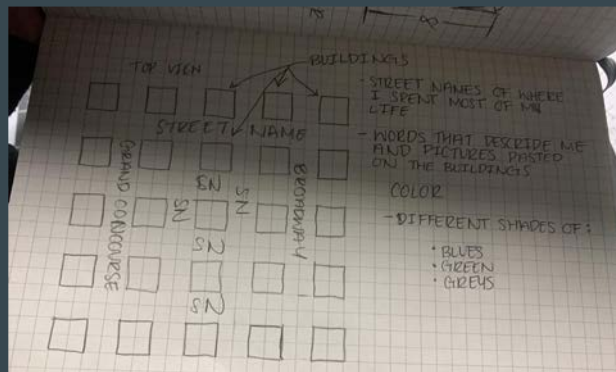
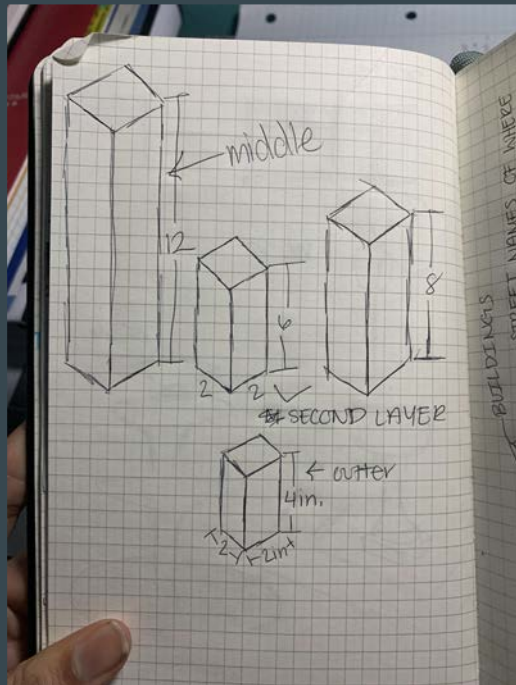
# Family owned properties in the Dominican Republic







# Sketches:



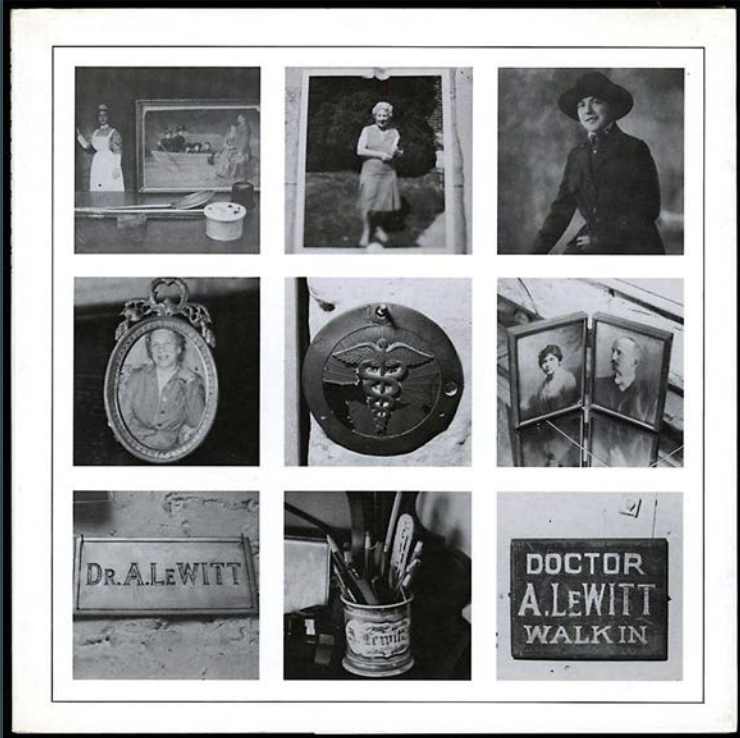


# My Inspiration:

The image to the right is my inspiration piece of artwork. The Artist that had created this artwork is myself, I had designed this piece my freshman year for my design foundation class. This piece is called my imaginary cityscape the goal of this project was to design a city or a landscape and make it our own. My design thought process was to create a city that is filled with crazy new things, ideas, and place, a city that I have only known my entire life. At the time was trying to make this look geometrical and make it look as abstract as I could.




# Sol LeWitt's Inspiration



Sol LeWitt had also inspired me with the images that he had taken of random objects around his house, and of his family. The way how I had used some of Sol LeWitt was to incorporate pictures of different time periods of my life and places that I have spent much time around when I was younger.


# Image of my process






# Materials and Tools that were used:



- Amazon cardboard boxes
- Cardstock paper
- Washi tape
- White drawing paper
- Pictures of my life
- Metallic markers
- Hot glue gun
- Exacto knives
- Box cutter
- Scissors
- rulers
- glue

# Final Product:









Janepsy Maryanne Duran



# Janepsy Maryanne Duran

# Artist Mission Statement

The model, that I designed for the 3D Self Portrait was based on the cityscape that I had designed my freshman year for my design foundation class. The 3D cityscape has a three tier layer like a wedding cake that has a base grid of 18x18, this miniature city has pictures of my life from babyhood, young childhood and my teenage years. There will be street names of the places where most of my time growing up. The subject matter is to integrate the ordering principles of architecture with creating a self portrait by using a grid system in 3D. The ordering principles that I had to work with were hierarchy, axis, symmetry and repetition, the goal that I was intending to use as my ordering principle to be Hierarchy with ages grouped together in one tier.

The media that I had used are cardboard, cardstock paper, hot glue, printed picture, washi tape, and metallic markers. A technique that I had used was I had cut the outline of a figure and glue them on the cardboard that is covered in paper that is structured together in a building shape. The thing that had inspired me to create my 3D self portrait was the one and only architecture piece that I had worked on my Freshman year of high school which was to create an imaginary cityscape. My self portrait will express who I am with words, sentences and pictures, friends and family, the pictures also express my social life. The words that would be written on the buildings will be representing the kind of person and student that I am and the be a story or a poem about my life and other people to view my life in a different perspective and lense.

The emotions that I was trying to convey in my 3D model through the colors for example the color white represents mourning and I have been mourning an amazing person till this day. I have been mourning my grandmother's death ever since I was five years old. I may not have very much memory of her but she was very loved in my family and I miss her very much. The color yellow represents wishing to have a positive future and that is what am wishing for myself and my family y positive I mean by having a very good and successful career as an architect. Red Represents I got to high school gathered a lot of strength to work hard and get good grades just so that I can get into a good college to study architecture. The purple represents ambition, creativity and devotion and I have been told that I am ambitious and devoted to my studies and that I am creative when it comes to design.