

3D Grid Abstract
Self Portrait
By: Victoria Chong

Project Mission Artist Statement

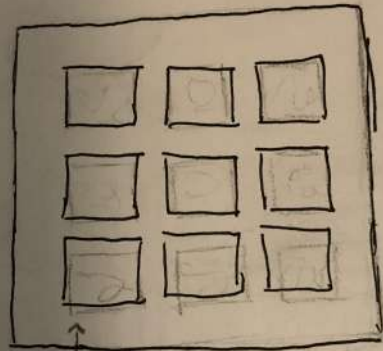
In this 3 project, we are going to learn about elements of design and ordering principles by merging the two concepts into a 3d abstract self portrait of ourselves. My goal is to create a model installation that represents me while being able to clearly point out the elements and principles. I will accomplish this by using Sol Lewitt's grid method. By having nine squares on a platform, I am able to express nine ideas that represent me and possibly others who view the installation. To make this 3d, I plan on making all the squares elevate, sort of representing a group of towers. Then, I want to build the towers out of transparent sheets and put small symbols inside that help the viewer understand what it represents. By achieving this, we would better understand the elements of design and ordering principles which would allow us to apply them easily to architectural designs and further projects.

30 Images



3 Sketches

Top View



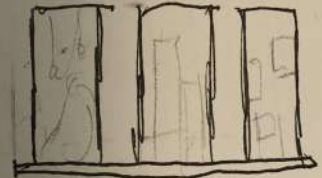
↑ 9 grid method
by Sol Lewitts.

Front
View



↑ Flat platform

Side View




↑ same as the
front view

Inspiration



Progress





Victoria Chong

Victoria Chong

Artist Statement

In this 3d abstract portrait project, we learned about the elements of design and ordering principles by merging the two concepts into a 3d abstract self-portrait of ourselves. I've created a model that allowed me to represent nine important things about myself. I took inspiration from Sol Lewitt's well-tempered grid idea and applied it to my project. These nine things are each represented by a tower, they are music, games, art, nature, New York, food, sports, education, and family. I wanted to use really simple things so that others who see this could also relate to me. One struggle I had was trying to make each tower look as neat as Sol Lewitt's grids. I was unable to do that because Clear sheets are difficult to work on a cardboard platform. I fixed this by trying to use clear hot glue so it would not be as noticeable. Overall, I am really happy with the way this has turned out, it was a long process but it taught me how to incorporate multiple different things into one art piece.



Victoria Chong

