








3D Patterned Ordering Principles Sculpture.


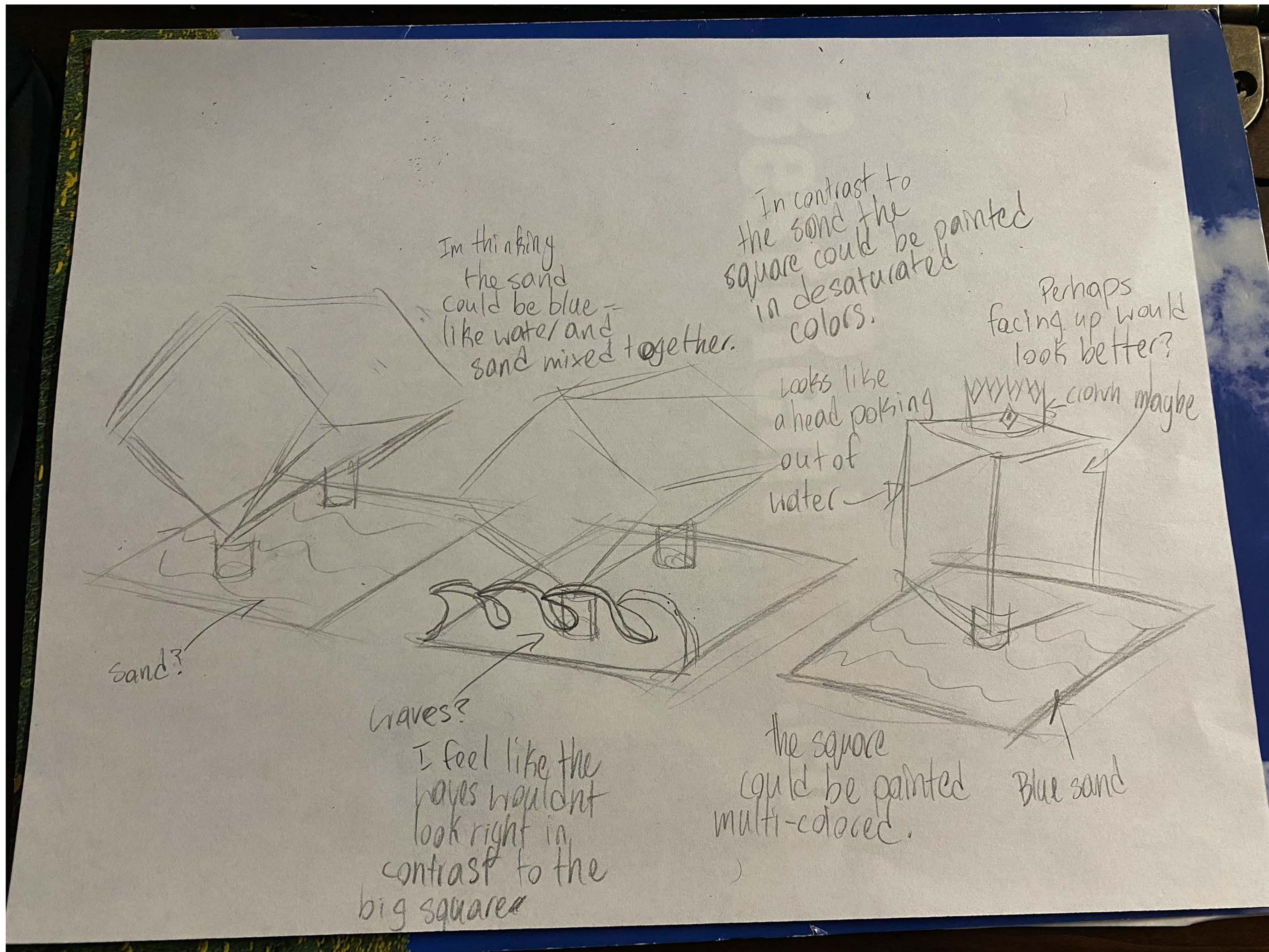
Brianna Chavis P3 Architecture

30 Objects






Vignettes and Inspiration



Process and Finished Project





BRIANNA




CHAVIS

Artist Statement

Brianna Chavis

My initial idea for this 3D Abstract Self portrait project was to make a floating cube on top of waves. However, I decided to make the design of this project more simplistic. The cube part basically stayed the same but instead of waves I spray painted a piece of foam board with blue glitter spray paint then glued more different types of glitter onto it. Then for the other parts, I assembled them with more glue and foam board and paint. I wanted to go for an abstract vibe with this entire project. I finger painted the blue paint onto the stem part that leads to the big cube. I kind of wanted the cube to symbolize my head and the stuff I like. Personally, I'm a big fan of Zendaya because she was present in a good part of my childhood and I enjoy following her and seeing where she goes in life. I also secretly enjoy fashion and looking at the different outfits people wear but I'm a bigger fan of streetwear which is what I tried to capture the most in the pictures I glued on the box. I also put pictures of people with grills on the box too because I thought it looked cool. The grills and the pictures of people's eyes are just there because I thought they added a cool element to the project and I just liked how it looked. There's a singular eye on the top of the box. I put it there to give the box a mysterious and ominous look to it. I purposely made it so the project wasn't perfectly straight and neat to send the message of not everything is perfect.

BRIANNA



CHAVIS

